

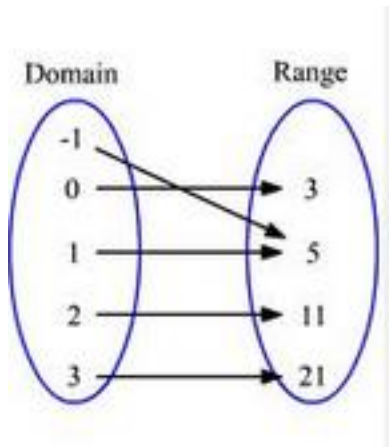
Name: \_\_\_\_\_ Period: \_\_\_\_\_

Score: \_\_\_\_\_ / \_\_\_\_\_  
 \_\_\_\_\_ %

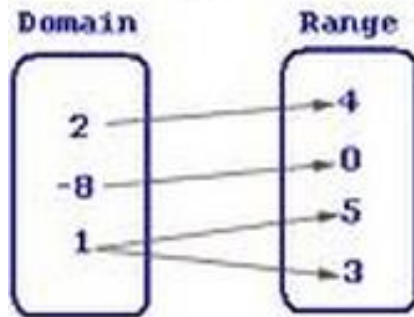
**Unit 2 Review - Secondary 1 Honors**

**Determine whether the following is a function. Explain why or why not?**

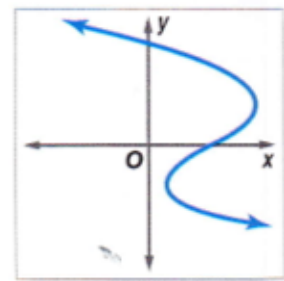
1.



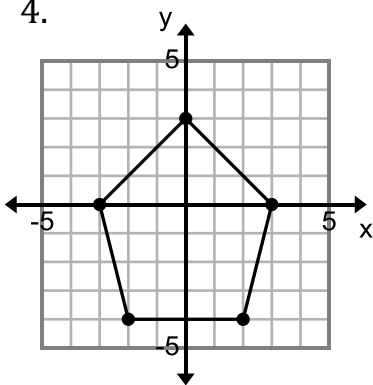
2.



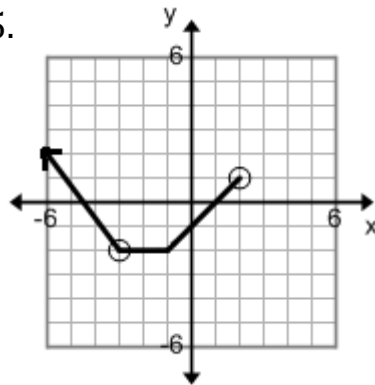
3.



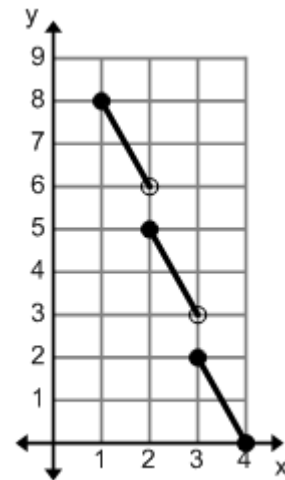
4.



5.



6.



**Determine if each set of ordered pairs is a function or not, then state the domain and range.**

7.  $\{(-4,3), (5,3), (-2,1), (-7,1)\}$

8.  $\{(-3,2), (4,5), (-3,7), (4,-9), (5,-3)\}$

**Find the average rate of change for the given interval.**

9. on the interval  $[3,6]$

$x$	$f(x)$
0	2
1	-3
2	0
3	2
4	6
5	12
6	20

10. on the interval  $[6,8]$

$n$	$f(n)$
6	23
7	19
8	15
9	11

Determine whether the following is a function. Explain why or why not?

11.

$x$	$f(x)$
-3	6
2	9
-4	3
2	9

12.

$x$	$f(x)$
-5	9
-2	1
4	3
1	1

13.  $f(x) = 2x - 9$

Use  $f(x) = 3x - 4$ ,  $g(x) = x^2 + 5$ , &  $h(x) = -5x + 3$  to answer questions 14-23.

14.  $f(x) + g(x)$

15.  $f(x - 5)$

16.  $g(-5x)$

17.  $f(x) \cdot g(x)$

18.  $f(2) - h(-3)$

19.  $f(7) - 3$

20.  $g(4) + 7$

21.  $f(2x + 3)$

22.  $g(-5) - 3$

23.  $f(x + 9) + 4$

Use  $f(x) = -7x + 6$  &  $g(x) = 2x + 4$  to answer questions 24-28.

24.  $f(x) = -36$

25.  $g(7)$

26.  $f(5)$

27.  $g(0)$

28.  $g(x) = 28$

Use the table to answer questions 29-32.

$x$	$f(x)$
-1	8
2	0
3	8
-2	-1
0	-2
4	2

29.  $f(-2)$

30.  $f(x) = -2$

31.  $f(x) = 8$

32.  $f(2)$

Use the graph to the right to answer questions 33-37.

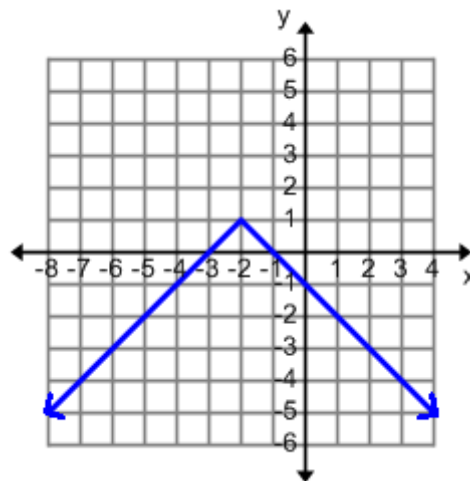
33.  $f(2)$

34.  $f(x) = 0$

35.  $f(-4)$

36.  $f(x) = 1$

37.  $f(x) = -3$



38. Describe the features of the graph below using **SET BUILDER** notation

Is this a function? \_\_\_\_\_ Why?

Domain: \_\_\_\_\_

Range: \_\_\_\_\_

Continuity: (Circle one) Continuous

Non-Continuous

Discrete

Increasing: \_\_\_\_\_

Decreasing: \_\_\_\_\_

Minimum: \_\_\_\_\_

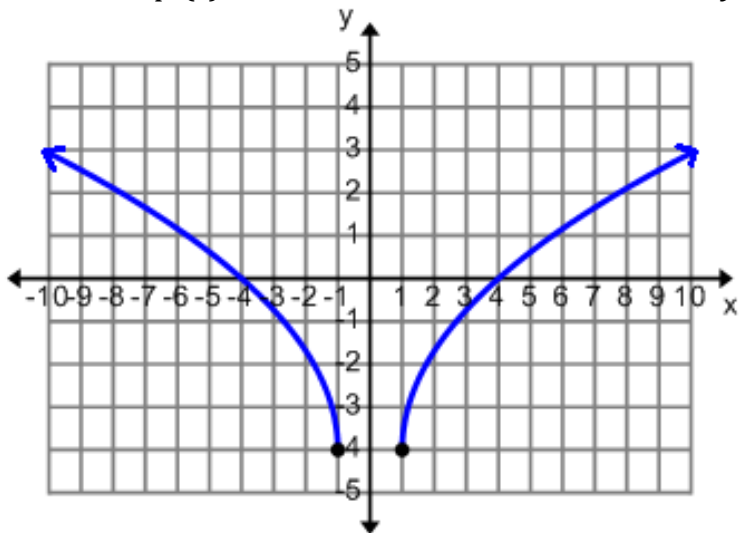
Maximum: \_\_\_\_\_

Positive: \_\_\_\_\_

Negative: \_\_\_\_\_

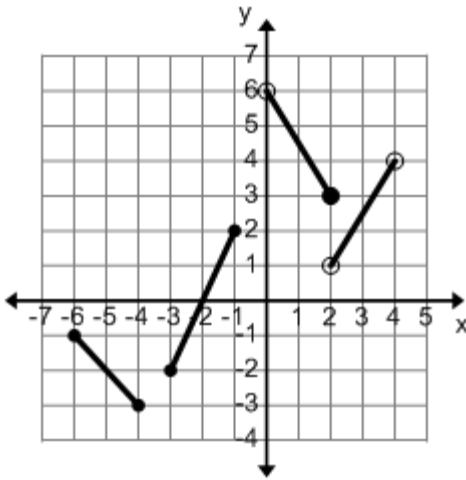
$x$ -intercept(s): \_\_\_\_\_

$y$ -intercept(s): \_\_\_\_\_



39. Find the average rate of change for the graph on the left on the interval  $[1, 4]$ .

40. Describe the features of the graph below using **SET BUILDER** notation



Is this a function? \_\_\_\_\_ Why?

Domain: \_\_\_\_\_

Range: \_\_\_\_\_

Continuity:    Continuous                  Non-Continuous                  Discrete

Increasing: \_\_\_\_\_

Decreasing: \_\_\_\_\_

Minimum: \_\_\_\_\_                  Maximum: \_\_\_\_\_

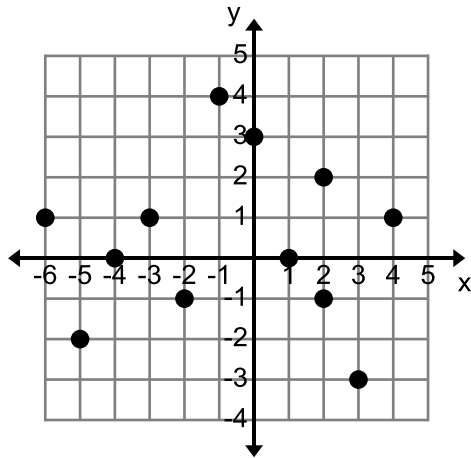
Positive: \_\_\_\_\_

Negative: \_\_\_\_\_

x-intercept(s): \_\_\_\_\_

y-intercept(s): \_\_\_\_\_

41. Describe the features of the graph below using **SET BUILDER** notation



Is this a function? \_\_\_\_\_ Why?

Domain: \_\_\_\_\_

Range: \_\_\_\_\_

Continuity:    Continuous                  Non-Continuous                  Discrete

Increasing: \_\_\_\_\_

Decreasing: \_\_\_\_\_

Minimum: \_\_\_\_\_

Maximum: \_\_\_\_\_

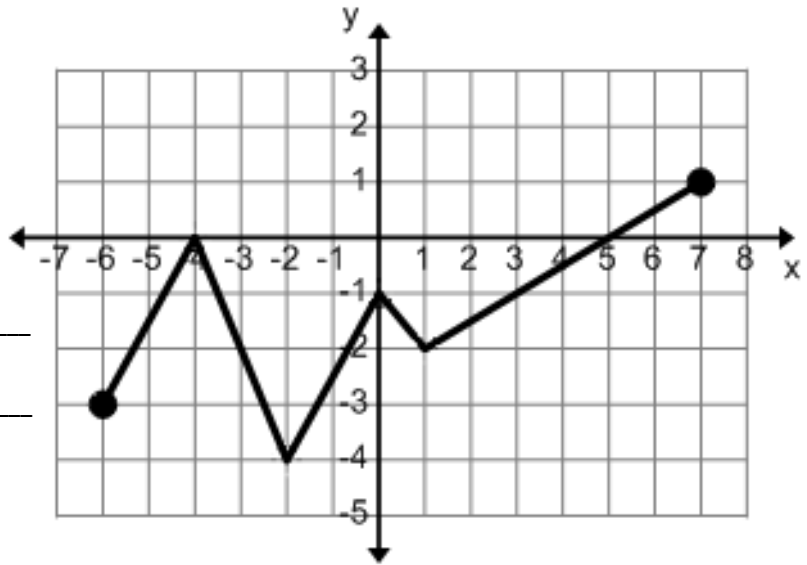
Positive: \_\_\_\_\_

Negative: \_\_\_\_\_

x-intercept(s): \_\_\_\_\_

y-intercept(s): \_\_\_\_\_

**42.** Describe the features of the function using **INTERVAL NOTATION**.



Is this a function? \_\_\_\_\_

Domain: \_\_\_\_\_

Range: \_\_\_\_\_

Continuity:    Continuous    Non-Continuous    Discrete

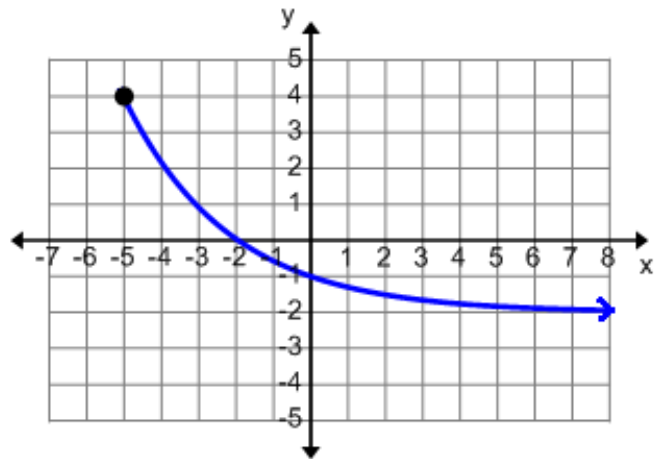
Increasing: \_\_\_\_\_    Decreasing: \_\_\_\_\_

Minimum: \_\_\_\_\_    Maximum: \_\_\_\_\_

Positive: \_\_\_\_\_    Negative: \_\_\_\_\_

x-intercept(s): \_\_\_\_\_    y-intercept(s): \_\_\_\_\_

**43.**  
Describe the features of the function using **INTERVAL NOTATION**.



Is this a function? \_\_\_\_\_ Why?

Domain: \_\_\_\_\_

Range: \_\_\_\_\_

Continuity:    Continuous    Non-Continuous    Discrete

Increasing: \_\_\_\_\_    Decreasing: \_\_\_\_\_

Minimum: \_\_\_\_\_    Maximum: \_\_\_\_\_

Positive: \_\_\_\_\_    Negative: \_\_\_\_\_

x-intercept(s): \_\_\_\_\_    y-intercept(s): \_\_\_\_\_

**44.** Find the average rate of change for the graph above on the interval  $[-5, -2]$ .

**45. Describe the features of the function using INTERVAL NOTATION**

Is this a function? \_\_\_\_\_ Why?

Domain: \_\_\_\_\_

Range: \_\_\_\_\_

Continuity:    Continuous  
                   Non-Continuous  
                   Discrete

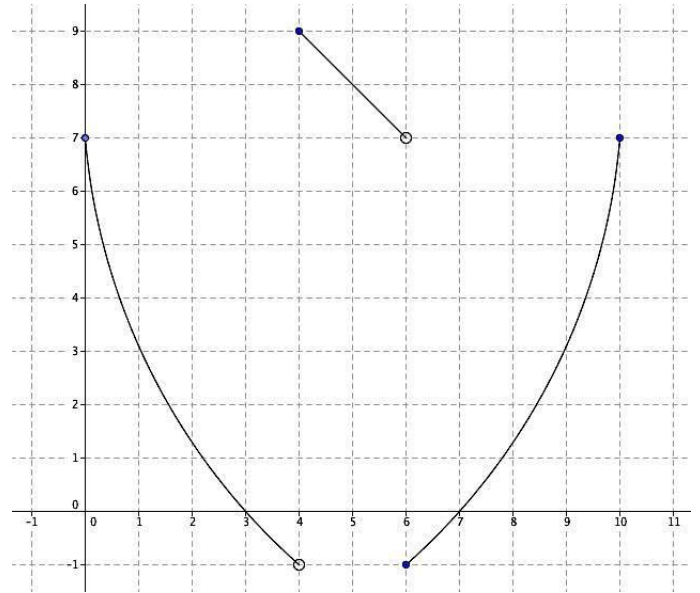
Increasing: \_\_\_\_\_

Decreasing: \_\_\_\_\_

Minimum: \_\_\_\_\_                      Maximum: \_\_\_\_\_

Positive: \_\_\_\_\_                      Negative: \_\_\_\_\_

x-intercept(s): \_\_\_\_\_                      y-intercept(s): \_\_\_\_\_



**46. Describe the features of the function using INTERVAL NOTATION**

Is this a function? \_\_\_\_\_ Why?

Domain: \_\_\_\_\_

Range: \_\_\_\_\_

Continuity:    Continuous  
                   Non-Continuous  
                   Discrete

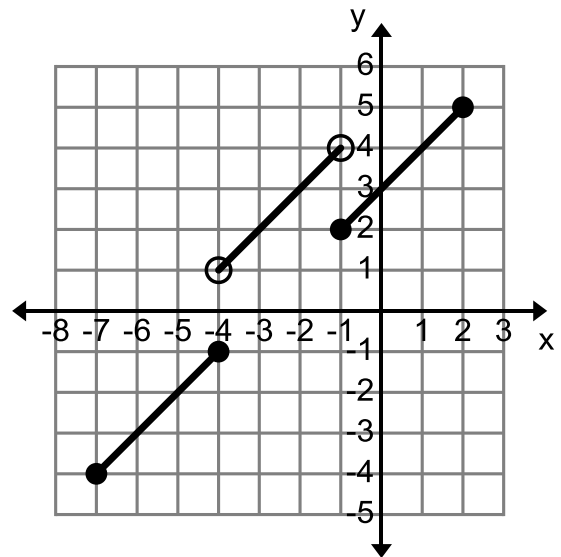
Increasing: \_\_\_\_\_

Decreasing: \_\_\_\_\_

Minimum: \_\_\_\_\_                      Maximum: \_\_\_\_\_

Positive: \_\_\_\_\_                      Negative: \_\_\_\_\_

x-intercept(s): \_\_\_\_\_                      y-intercept(s): \_\_\_\_\_



**47. Describe the features of the function using INTERVAL NOTATION**

Is this a function? \_\_\_\_\_ Why?

Domain: \_\_\_\_\_

Range: \_\_\_\_\_

Continuity:    Continuous  
                   Non-Continuous  
                   Discrete

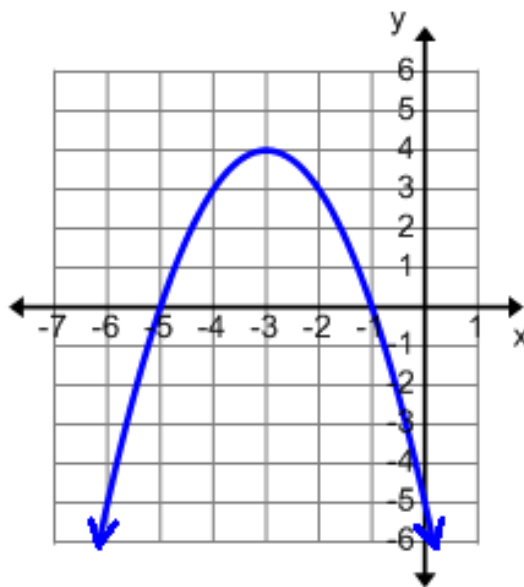
Increasing: \_\_\_\_\_

Decreasing: \_\_\_\_\_

Minimum: \_\_\_\_\_                      Maximum: \_\_\_\_\_

Positive: \_\_\_\_\_                      Negative: \_\_\_\_\_

x-intercept(s): \_\_\_\_\_                      y-intercept(s): \_\_\_\_\_

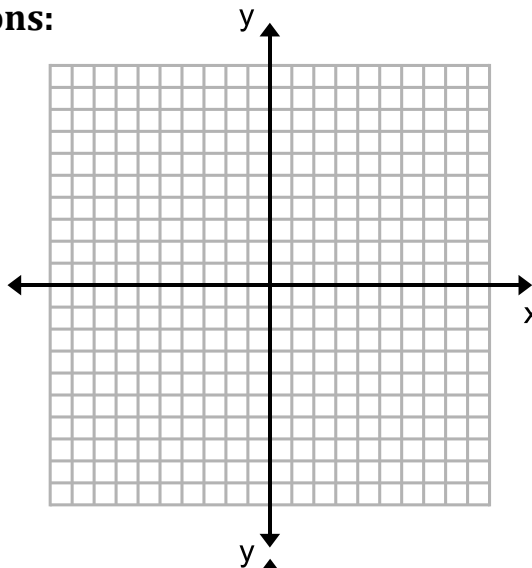


**Create a graph that matches the given descriptions:**

**48.** The function has an intercept at  $f(-5) = 0$ .

The function has no minimum.

The function increases from -5 to 2 and decreases from 2 to infinity.



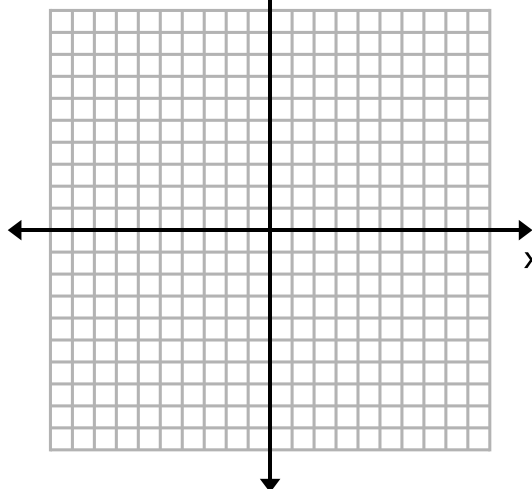
**49.** The function has a domain from -9 to 9.

The function has a range from -2 to 7

The function is non-continuous.

The function is positive between -9 to 3.

The function is negative from right after 3 to 9.



## MATCHING

Match the following descriptions to the graph they BEST represent.

- \_\_\_\_\_ 50. The domain is 0 to infinity  
The range is negative infinity to infinity.  
The graph is continuous.
- \_\_\_\_\_ 51. The domain is from negative infinity to infinity.  
The function has a y intercept at  $f(0)=3$   
The function never increases and never decreases.  
The function is non-continuous.
- \_\_\_\_\_ 52. The domain is negative infinity to infinity.  
The graph is negative from negative infinity to 2.  
The graph is always increasing.
- \_\_\_\_\_ 53. The domain is -3 and 2.  
The range is negative infinity to infinity.  
The function has no min and no max  
The function is non-continuous.
- \_\_\_\_\_ 54. The domain is negative infinity to infinity.  
The range is 0 to infinity.  
The function has two increasing intervals.  
The function has minimums at  $f(-3)=0$  and  $f(1)=0$ .

