

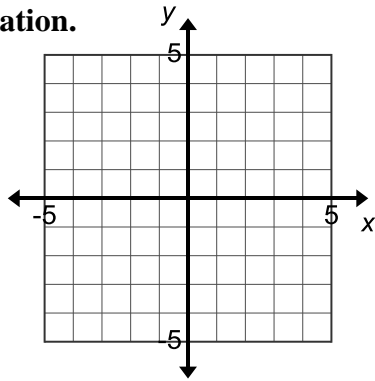
Name: _____ Period: _____

Score: _____ / _____ %

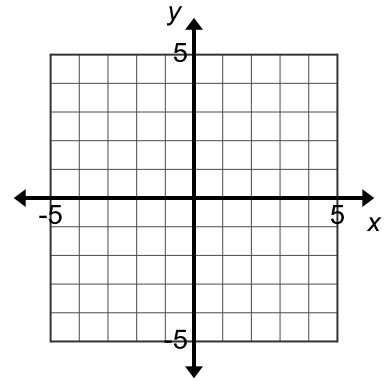
HW 2-3: Horizontal/Vertical Lines & T-Charts

Graph each equation.

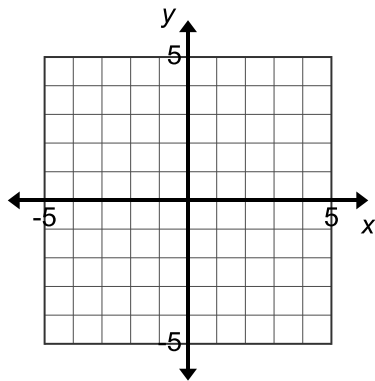
1. $y = 4$



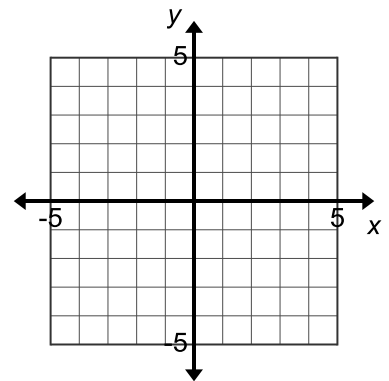
2. $x = -3$



3. $x = 4$



4. $y = -2$



Find the slope of each equation from a graph that you create.

5. $y = 2$

Slope = _____

6. $x = -4$

Slope = _____

7. $y = -4$

Slope = _____

8. $x = 2$

Slope = _____

9. $x = 1$

Slope = _____

10. $y = -3$

Slope = _____

Fill in the blank.

11. A horizontal line has a slope of _____.

12. A vertical line has a slope of _____.

From the pattern that you have already observed, determine whether the line formed by the following two points is horizontal or vertical.

13. $(-11, 6), (-3, 6)$

14. $(14, 15), (13, 15)$

15. $(1, 8), (1, 14)$

Complete a t-chart with four solutions for each equation.
(Hint: you can use inverse operations to help solve/create your t-chart.)

16. $y = -2x + 6$

x	y
-2	
-1	
0	
1	

Slope: _____

17. $y = -\frac{3}{4}x + 2$

x	y
-4	
0	
4	
8	

Slope: _____

18. $x + y = 6$

x	y
-1	
0	
1	
2	

Slope: _____

19. $y = 10x - 33$

x	y
-2	
0	
2	
4	

Slope: _____

20. $y = 5x$

x	y
-2	
-1	
0	
1	

Slope: _____

21. $y = 3x - 14$

x	y
-1	
0	
1	
2	

Slope: _____

22. $x - y = 2$

x	y
-1	
0	
1	
2	

Slope: _____

23. $y = \frac{1}{2}x + 7$

x	y

Slope: _____

24. $y = x$

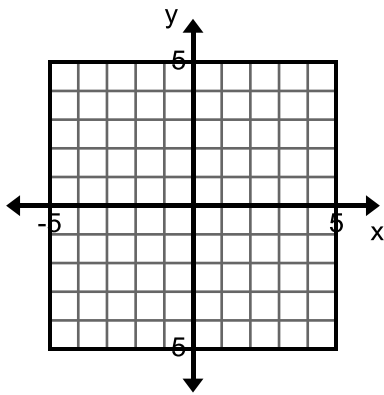
x	y

Slope: _____

Create the following tables and graph each equation. Identify the slope for each equation.

25. $y = 2x - 1$

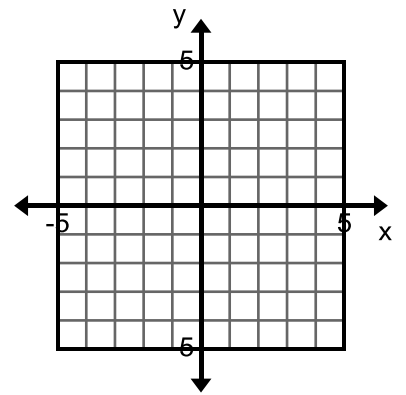
x	y



Slope = _____

28. $y = -2$

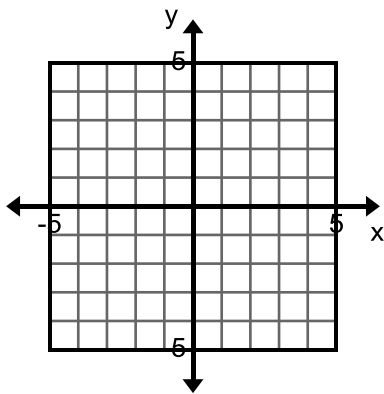
x	y
-2	
-1	
0	
1	
2	



Slope = _____

26. $x + y = 4$

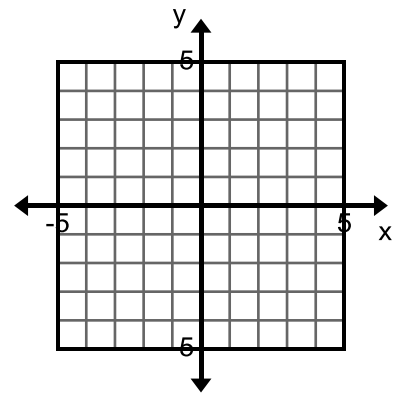
x	y



Slope = _____

29. $y = -2x$

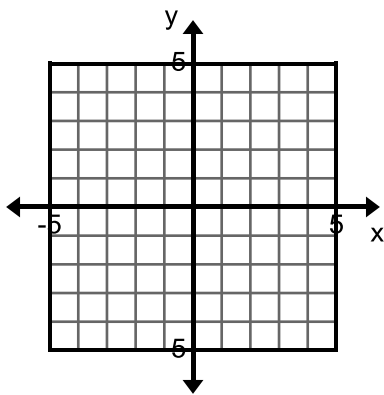
x	y



Slope = _____

27. $y = -x$

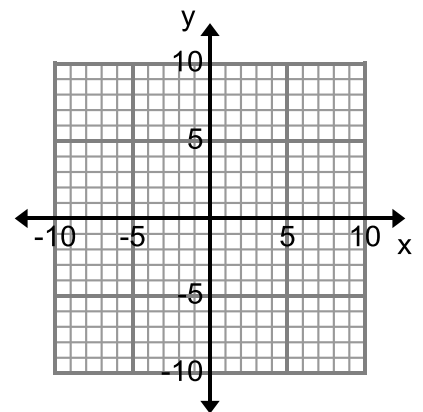
x	y



Slope = _____

30. $y = \frac{2}{3}x - 4$

x	y



Slope = _____